





1. I feel like I understand computer networking better than when I started this course.



Create Chart



Download

		Response Percent	Response Count
<b>Not at all</b>		0.0%	0
<b>A little</b>		7.7%	1
<b>Some what</b>		23.1%	3
<b>Much better</b>		30.8%	4
<b>Very much better</b>		38.5%	5
		<b>answered question</b>	<b>13</b>
		<b>skipped question</b>	<b>0</b>

2. I feel I program better because of taking this course.



Create Chart



Download

		Response Percent	Response Count
Not at all		7.7%	1
A little bit		7.7%	1
Somewhat		38.5%	5
Much better		38.5%	5
A lot much better		7.7%	1
		<b>answered question</b>	<b>13</b>
		<b>skipped question</b>	<b>0</b>

### 3. My peers were helpful in discussing and learning the material

[Create Chart](#)[Download](#)

		Response Percent	Response Count
<b>Not at all</b>		30.8%	4
<b>Rarely discussed problems</b>		23.1%	3
<b>Sometimes discussed problems</b>		<b>38.5%</b>	<b>5</b>
<b>Regularly discussed problems</b>		0.0%	0
<b>Peer interactions were key to the course.</b>		7.7%	1
<b>answered question</b>			<b>13</b>
<b>skipped question</b>			<b>0</b>








## 4. I found the website for the course:

[Create Chart](#)[Download](#)

		Response Percent	Response Count
Of no value		0.0%	0
Of occasional use		15.4%	2
Referenced regularly		38.5%	5
Referenced constantly		23.1%	3
A key element of the course		23.1%	3
		<b>answered question</b>	<b>13</b>
		<b>skipped question</b>	<b>0</b>

## 5. The classroom experience could be improved by:

[Create Chart](#) [Download](#)

		Response Percent	Response Count
<b>More classroom discussions</b>		25.0%	3
<b>More presentations by students of their code</b>		33.3%	4
<b>Students having group programming projects</b>		33.3%	4
<b>More assigned reading / more books to read</b>		25.0%	3
<b>Shorter more frequent projects</b>		50.0%	6
<b>Longer less frequent projects</b>		25.0%	3
<b>Mentors and or TA's available</b>		41.7%	5
		<b>answered question</b>	<b>12</b>
		<b>skipped question</b>	<b>1</b>

## 6. My favorite topics among those listed are:

 Create Chart
  Download

	1	2	3	4	5	6	7	Rating Average	Rating Count
<b>Low level switching topics</b>	7.7% (1)	0.0% (0)	7.7% (1)	23.1% (3)	<b>38.5%</b> <b>(5)</b>	15.4% (2)	7.7% (1)	4.62	13
<b>Information theory and coding/compression</b>	15.4% (2)	<b>23.1%</b> <b>(3)</b>	7.7% (1)	7.7% (1)	7.7% (1)	15.4% (2)	<b>23.1%</b> <b>(3)</b>	4.08	13
<b>Security and hacking</b>	<b>38.5%</b> <b>(5)</b>	15.4% (2)	23.1% (3)	15.4% (2)	7.7% (1)	0.0% (0)	0.0% (0)	2.38	13
<b>Public key technologies</b>	0.0% (0)	15.4% (2)	<b>30.8%</b> <b>(4)</b>	7.7% (1)	15.4% (2)	23.1% (3)	7.7% (1)	4.23	13
<b>The details of UDP and TCP</b>	<b>30.8%</b> <b>(4)</b>	15.4% (2)	7.7% (1)	15.4% (2)	23.1% (3)	7.7% (1)	0.0% (0)	3.08	13
<b>Routing</b>	7.7% (1)	7.7% (1)	23.1% (3)	23.1% (3)	0.0% (0)	<b>30.8%</b> <b>(4)</b>	7.7% (1)	4.23	13
<b>Applications such as DNS and DHCP</b>	0.0% (0)	23.1% (3)	0.0% (0)	7.7% (1)	7.7% (1)	7.7% (1)	<b>53.8%</b> <b>(7)</b>	5.38	13
<b>answered question</b>									<b>13</b>
<b>skipped question</b>									<b>0</b>

7. I felt that using Amazon Web Services to program a machine in a server farm was:



Create Chart



Download

		Response Percent	Response Count
<b>Silly and cumbersome</b>		0.0%	0
<b>Annoying but useful</b>		30.8%	4
<b>Good and helpful</b>		30.8%	4
<b>A reasonable broadening experience</b>		30.8%	4
<b>Essential to the course experience</b>		7.7%	1

answered question

13

skipped question

0

8. In real life situations with networking, i.e. connecting to WiFi or a problem with networking, I feel this course:



Create Chart



Download

		Response Percent	Response Count
Did very little to help me		0.0%	0
Gave me some insight		30.8%	4
Allowed me to attempt to understand and fix the problem		53.8%	7
Definitely gave me confidence I can aid in fixing the problem		15.4%	2
Gave me the skills and confidence to approach the problem		0.0%	0

answered question

13

skipped question

0